

Love U Pop-Up Card



Give this card to express your sentiments to someone special, on Valentine's Day or any day of the year! The card folds flat, but when opened, it displays a simple 3-dimensional greeting. The finished size of the card, when folded shut, is approximately 5" x 7" (13cm x 18cm).


What you need

- Medium Cardstock (Light Pink)
- Medium Cardstock (Medium Pink)
- Medium Cardstock (Red)
- Medium Cardstock (Black)
- Glitter Cardstock
- Light Grip Mat 12" x 12"
- Fine Debossing Tip (for scoring)
- Basic Blade


- Scraper
- Adhesive

Directions


1. Open the project in Canvas.
2. Go to the Output Menu and press Send to Machine. Place the cardstock on your mat and follow the steps to score and cut the material on your crafting machine. Rearrange to reduce waste.



3. Fold the pink outer card piece along the scoring line.
4. Fold the red inner card along the scored lines to “pop out” the letters. Fold the card in half along the centerfold.



5. Put adhesive on the back of the inner card and assemble it inside the outer card, lining up the centerfolds.



6. Decorate the front of the card. Arrange and glue the hearts in place. Glue some hearts inside the card, too.

